

# Meet Lara

## Circular IP65 bulkhead



Sporting many different looks, Lara is the ultimate choice for a range of indoor and outdoor settings

- 1200 lm LED (direct replacement for 1x28 W 2D) and 800 lm LED (direct replacement for 1x16 W 2D)
- Frosted diffuser ensures a homogeneous light effect and visual comfort
- Sealed to IP65 for protected exterior applications
- Robust construction tested up to IK08 impact resistance
- Optional trim accessories in 4 designs: bezel, eyelid, eyelid grille and grille
- 2 Colours: white (RAL 9003) and black (RAL 9011)
- Optional: Integral photocell or microwave presence sensor maximising the energy saving potential



1200 and 800 lumens, up to 90 lm/W



50 000 hours lifetime



Save up to 70% energy compared with luminaires with 2D lamps



300 and 250 mm diameter



3h emergency version available



Integral photocell or presence sensor

Ideal for...



Circulation Corridors



Public entrance areas



Underpasses



Stairwells



Five year warranty  
[thornlighting.co.uk/warranty](http://thornlighting.co.uk/warranty)

THORN

## Lara 1200 lm

90lm/W 

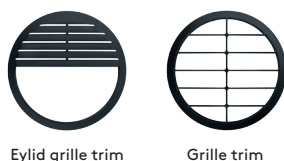
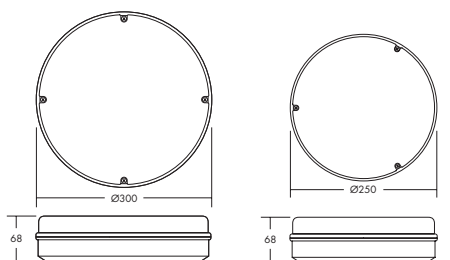
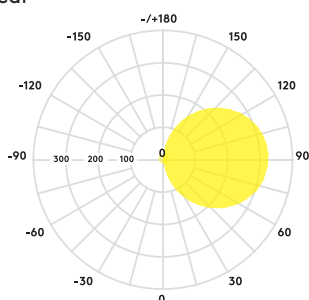
cd/klm ULOR: 50% DLOR:  
50% LOR: 100%

### Light source information

- 1200lm (13W), 90lm/W and 800lm (10W), 80lm/W
- 4000K neutral white LED
- Lifetime 50 000 hours (@L70B50, Ta 25°C)
- CRI 80

### Specification

- Class II electrical
- IP65
- IK08



**Economical LED lighting  
from Thorn**

www.thorn-eco.com

### Installation/Mounting

- Suitable for wall or ceiling mounting
- Quick and easy installation
- Suitable for BESA fixing

### Material/Finish

Body: Polycarbonate  
Diffuser: Polycarbonate

### Integral photocell & presence sensor

Lara's integral photocell option will light from dusk till dawn. (Operation level: approx. 20 lux ON, approx. 30 lux OFF).

Lara's microwave sensor option will ensure that light is only delivered when needed. The motion detection range and time duration is fully adjustable, with the additional benefit of a daylight sensor for illuminance levels between 2 and 50 lux.

### Ordering guide

Description	Wt (Kg)	SAP Code	Cat. No.
LARA LED 250 800 840 WH	0.7	96666101	LAS800ZW4K
LARA LED 250 800 840 BLK	0.7	96666102	LAS800ZB4K
LARA LED 250 800 840 WH E3	0.9	96666103	LAS800ZWE4K
LARA LED 250 800 840 BLK E3	0.9	96666104	LAS800ZBE4K
LARA LED 300 1200 840 WH	1.1	96666105	LAL1200ZW4K
LARA LED 300 1200 840 BLK	1.1	96666106	LAL1200ZB4K
LARA LED 300 1200 840 WH E3	1.2	96666107	LAL1200ZEW4K
LARA LED 300 1200 840 BLK E3	1.2	96666108	LAL1200ZEB4K
LARA LED 250 800 840 MWS WH	0.7	96666109	LAS800ZMW4K
LARA LED 250 800 840 MWS BLK	0.7	96666110	LAS800ZMB4K
LARA LED 250 800 840 MWS WH E3	0.9	96666111	LAS800ZMEW4K
LARA LED 250 800 840 MWS BLK E3	0.9	96666112	LAS800ZMEB4K
LARA LED 300 1200 840 MWS WH	1.1	96666113	LAL1200ZMW4K
LARA LED 300 1200 840 MWS BLK	1.1	96666114	LAL1200ZMB4K
LARA LED 300 1200 840 MWS WH E3	1.2	96666115	LAL1200ZMEW4K
LARA LED 300 1200 840 MWS BLK E3	1.2	96666116	LAL1200ZMEB4K
LARA LED 250 800 840 PC WH	0.7	96666117	LAS800ZPW4K
LARA LED 250 800 840 PC BLK	0.7	96666118	LAS800ZPB4K
LARA LED 300 1200 840 PC BLK	1.1	96666119	LAL1200ZPW4K
LARA LED 300 1200 840 PC WH	1.1	96666120	LAL1200ZPW4K

#### Accessories

LARA BEZEL TRIM SMALL 250 WH	0.2	96666121	LASBEZW
LARA BEZEL TRIM LARGE 300 WH	0.2	96666122	LALBEZW
LARA BEZEL TRIM SMALL 250 BLK	0.2	96666123	LASBEZB
LARA BEZEL TRIM LARGE 300 BLK	0.2	96666124	LALBEZB
LARA EYELID TRIM SMALL 250 BLK	0.2	96666125	LASEYEB
LARA EYELID TRIM LARGE 300 BLK	0.3	96666126	LALAYEB
LARA EYELID GRILLE TRIM SMALL 250 BLK	0.2	96666127	LASEYGRIB
LARA EYELID GRILLE TRIM LARGE 300 BLK	0.3	96666128	LALAYGRIB
LARA GRILLE TRIM SMALL 250 BLK	0.2	96666129	LASGRIB
LARA GRILLE TRIM LARGE 300 BLK	0.3	96666130	LALGRIB
LARA Tamperproof Screw Kit		96628612	LAVPSKIT

#### Lighting Control

SWITCHLITE SLDM	96019208	SLMW30W
SWITCHLITE MRE SLDM ADJ	96239855	
SWITCHLITE CC PROGRAMMER	96240295	

MWS: Microwave presence sensor

BLK: black; WH: white

E3: 3 hour emergency lighting

PC: Photocell

